





# 2012-2014 COMPREHENSIVE PLAN | DIVISION REPORT *data*

● GOAL MET     
 ● GOAL NOT MET/PROGRESS     
 ● GOAL NOT MET/NO PROGRESS

INDICATOR	2011-2012	2012-2013	% CHANGE	<div style="display: flex; flex-direction: column; align-items: center;"> <span style="color: green;">●</span> <span style="color: yellow;">●</span> <span style="color: red;">●</span> </div>	NOTES
FGI GRAD RATE (No. not graduating)	25.37%	20.06%	20.93%	<span style="color: green;">●</span>	10% goal exceeded
ADV./AP/DUAL ENROLLMENT	2609/519/127	2680/666/194	7%/34%/71% all increases	<div style="display: flex; flex-direction: column; align-items: center;"> <span style="color: yellow;">●</span> <span style="color: green;">●</span> <span style="color: green;">●</span> </div>	10% goal met in two out of three categories; accelerated math tracking to be developed this year
READING PROFICIENCY Grade 2 failures	12% (pals)	19% (PALS)	58.3%	<span style="color: red;">●</span>	Different cohort-see strategies on page 3
SOLS (see page 2)					
GRADE DISTRIBUTION				<span style="color: green;">●</span>	Strategy 2 stated development of grading and assessment task force. This strategy has been completed. Will present Fall 2013.
STUDENT ATTENDANCE	21.2%	17.8%	16% decrease	<span style="color: green;">●</span>	10% goal exceeded
SUSPENSION	19.0%	17.2%	9.5% decrease	<span style="color: green;">●</span>	5% goal exceeded
STAFF ATTENDANCE	9563.5	11040.5	1477	<span style="color: red;">●</span>	Study incentive of leave plan for board review and approval
PARENT INVOLVEMENT	2883	3673	27%	<span style="color: green;">●</span>	Based on count of year-end volunteer applications received

# 2012-2014 COMPREHENSIVE PLAN | DIVISION REPORT *SOL data*

INDICATOR	2012	2013	DIFFERENCE	  
MATH (new test 2012)	51.82%	53.88%	2.06	
READING (new test 2013)	82.60%	64.12%	-18.48	
SCIENCE (new test 2013)	85%	69%	-16	
SOCIAL STUDIES (new test 2011)	76%	77%	1	

INDICATOR	STRATEGIES
GRAD RATE	<ul style="list-style-type: none"> <li>■ Purchased WHRO online course—high school math and English</li> <li>■ Restored Career Academic Counselor</li> <li>■ Reorganized secondary alternative education</li> </ul>
ADV./AP/DUAL ENROLLMENT	<ul style="list-style-type: none"> <li>■ Continued to expand enrollment in AP/Advanced classes</li> <li>■ Introduced Early College and Governor’s STEM Academy programs</li> </ul>
READING PROFICIENCY	<ul style="list-style-type: none"> <li>■ New reading textbook adoption</li> <li>■ I-Ready-Achievement Assessment K-8</li> <li>■ Expand LLI to special education teachers</li> </ul>
SOLS	<ul style="list-style-type: none"> <li>■ All 16 schools and the school division as a whole met all AMO's for reading, even with a new more rigorous reading assessment. 9 of 16 schools showed improvement in second year of math test</li> <li>■ new math coaches at middle and high schools</li> <li>■ 7 new lead academic coaches in C&amp;I</li> </ul>
GRADE DISTRIBUTION	<ul style="list-style-type: none"> <li>■ Sharing Task Force results with school board this year</li> </ul>
STUDENT ATTENDANCE	<ul style="list-style-type: none"> <li>■ Truancy and security attendants at all elementary schools</li> <li>■ New Attendance Coordinator at E. C. Glass</li> </ul>
SUSPENSION	<ul style="list-style-type: none"> <li>■ Full incorporation of PBIS in school system</li> <li>■ New LCS student referral form</li> <li>■ Elementary Alt Ed Program</li> </ul>
STAFF ATTENDANCE	<ul style="list-style-type: none"> <li>■ See page 1 notes</li> </ul>
PARENT INVOLVEMENT	<ul style="list-style-type: none"> <li>■ Adding schools and community to Give Me 5 initiative</li> </ul>